


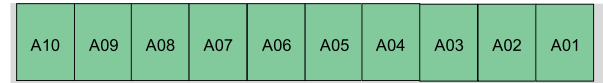


PHASE 2



PHASE 1


2850




2840




2842




2838



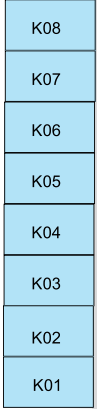
2836



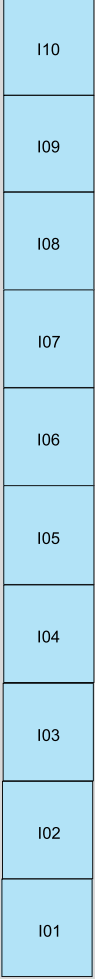
2834





9184



9200



9212



9206

9178





PHASE 1

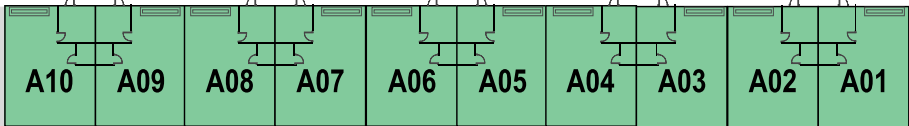
RETENTION
POND

LEGEND

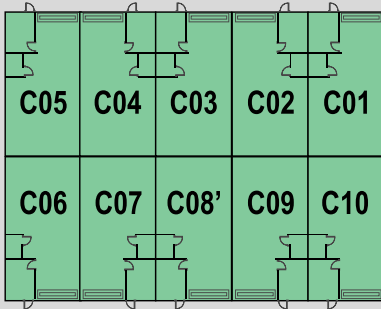
- Bldg A - 1,200 SF - 30' x 40'
- Bldg B - 1,200 SF - 25' x 48'
- Bldg C - 1,200 SF - 25' x 48'
- Bldg D - 1,200 SF - 29' x 42'
- Bldg E - 1,200 SF - 26' x 46'
- Bldg F - 1,200 SF - 26' x 46'



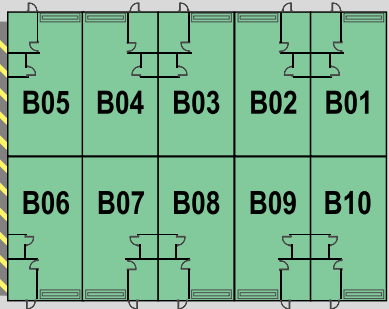
2850



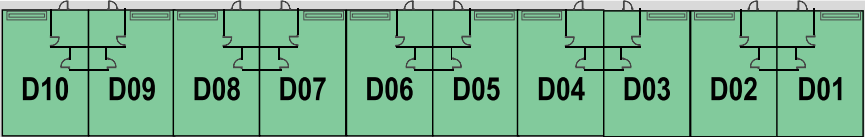
2840



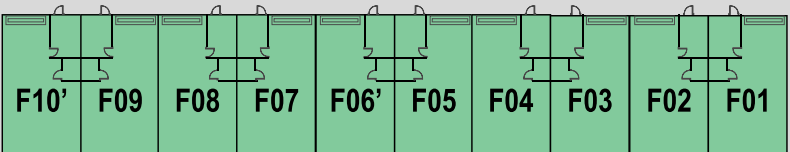
2842



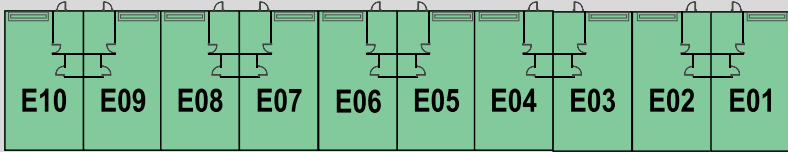
2838



2836



2834



← PHASE 2



PHASE 2

LEGEND

- Bldg G - 1,199 SF - 26' x 47'
- Bldg H - 1,199 SF - 26' x 47'
- Bldg I - 2,397 SF - 51' x 47'
- Bldg J - 11,280 SF - 240' x 47'
- Bldg K - 5,029 SF - 107' x 47'

