

NAWILIWILI ROAD

KAUMUALII HIGHWAY

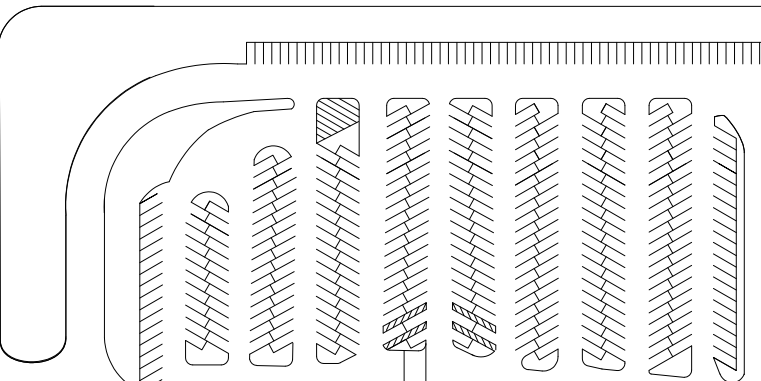
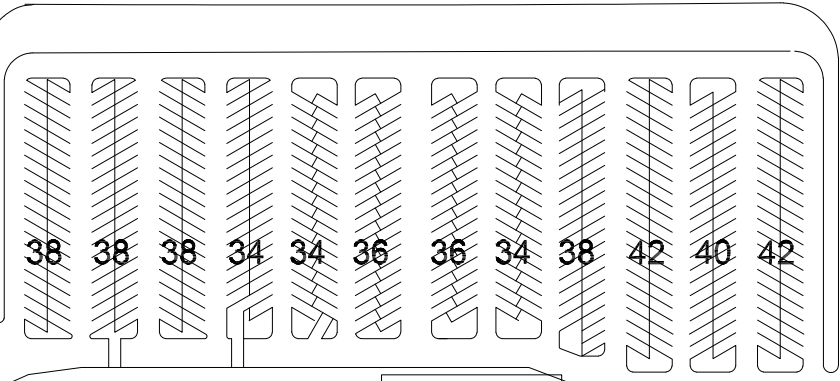
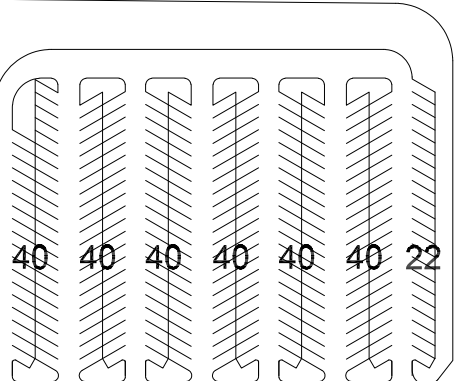
J1A Available
11,294 SF

J1B
Mattress Firm
4,106 SF

J1C/J1D
3,340 SF
Available

107A 1,104 SF
Available

104
Available
2,926 SF



H00
Macy's Women's
& Children's
50,000 SF

A01 4,484 SF
HawaiiUSA FCU

100
Longs Drugs
29,068 SF

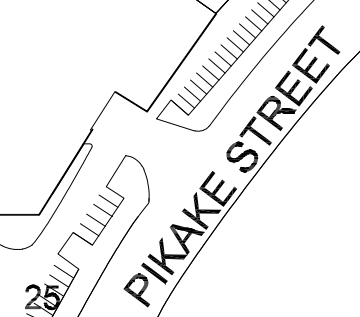
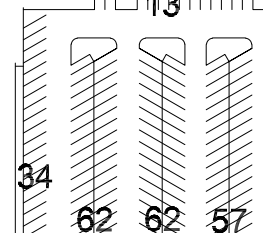
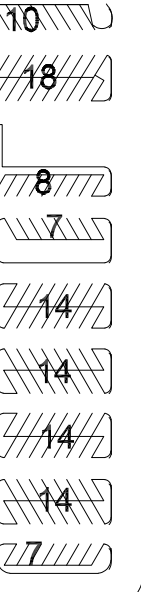
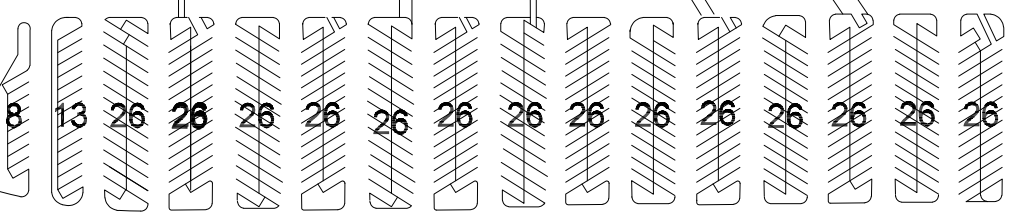
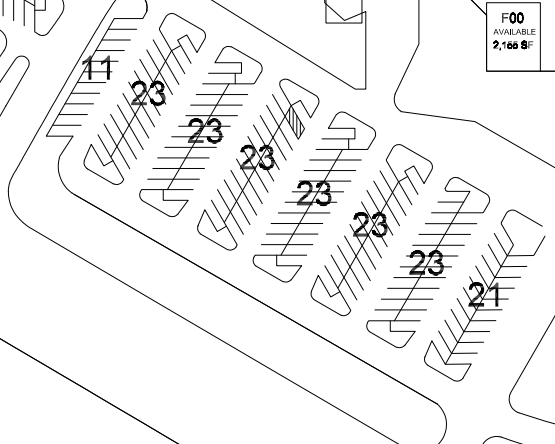
J00
Ross Dress
for Less
33,405 SF

100
Target
122,793 SF

L00
Macy's Men's
& Home
25,179 SF

K00
Times Supermarket
31,600 SF

G00
Available
42,269 SF



KALEPA STREET

KUKUI GROVE & KUKUI MARKETPLACE LEASE PLAN



SCALE: 1" = 60' -0"

