



INDURENT

135, NURSLING

SO16 OYS
///GIVE.NEATLY.BROWSERS

ONLY BREEAM OUTSTANDING
WAREHOUSE ON THE SOUTH COAST

135,617 SQ FT (12,599 SQ M)

Available now



Up to 67.5m
yard depth.



EPC A+ rated.



Building height
of 15m.

Warehousing that Works.


High performance space for your business.

If you're looking for a high-performing, sustainable building that works as hard as you do, then look no further. Indurent 135, Nursling is a highly sustainable warehouse that will deliver benefit for your business, your people and the environment.

An ideal location close to the Port of Southampton.

Indurent 135, Nursling is prominently located within the thriving Nursling Industrial Estate, offering excellent connectivity to the Port of Southampton and convenient access to Junction 3 of the M27 motorway.

As the premier warehouse in the immediate area, Indurent 135, Nursling offers businesses a competitive edge through superior facilities and strategic positioning.



PV Panels generate approx 153,372 kWh per annum of electricity ≈ £47,545/year at current energy costs.*



Smart LED lighting helping you reduce energy consumption by up to 75%.



10% roof lights reduce the need for additional daytime lighting and provide a light, bright environment for your employees.



Targeting BREEAM Outstanding rating.



EPC A+ rating, this high-performance industrial space drives down energy costs and supports sustainable, net zero-ready operations.

*Potential to increase PV power output

Why choose Indurent 135, Nursling?



Strategically positioned near the Port of Southampton.



Positioned within a crucial industrial and logistics zone.



Located near the M27 - with easy access via J3.



15 minutes to central Southampton and 30 minutes to Portsmouth.



Warehousing that Works.

Aerial plan.

SOUTHAMPTON

PORT OF SOUTHAMPTON

DOCK GATE 20

NURSLING



LOCAL OCCUPIERS

- | | |
|------------------------------|------------------------|
| 1. Tesco | 16. Metabo |
| 2. SIG | 17. Specialist Sports |
| 3. Gregory Distribution | 18. STARK |
| 4. TNT | 19. Meachers Logistics |
| 5. SDC Trailers | 20. Meachers Logistics |
| 6. RIVUS | 21. TRADECHOICE |
| 7. Asendia | 22. Maritime Transport |
| 8. Mack Distribution | 23. B&Q |
| 9. TW Metals | 24. David Lloyd |
| 10. CLF Distribution | 25. Lidl |
| 11. GXO | 26. Holiday Inn |
| 12. Ordnance Survey | 27. Lidl |
| 13. Nursling Resource Centre | 28. CCF |
| 14. DX | 29. John Lewis |
| 15. TNT | 30. Evri |
| | 31. Coopervision HQ |



LOCALISED WORKFORCE.

There are a significant number of residents living and working locally with a self containment rate of 58%.



STRONG AND DIVERSE LABOUR POOL.

There are a high proportion of people aged 16-49 (52%), of which 58% are economically active.



GREAT LOCATION NEAR PORT.

Dock Gate 20 is 2.6 miles away - it offers exceptional connectivity to the Port of Southampton—one of the UK's busiest deep-water ports.



Source: NOMIS



Warehousing that Works.

You're well-connected.



MAJOR ROADS

- M271 Junction 1 0.6 miles
- M27 Junction 3 1.4 miles
- M3 Junction 13 5.7 miles



CITIES/MAJOR TOWNS

- Southampton 5 miles
- Portsmouth 25 miles
- Central London 75 miles



PORTS

- Southampton Port 5 miles
- Portsmouth Intl Port 25 miles



AIRPORTS

- Southampton Airport 7 miles
- Heathrow Airport 65 miles
- Gatwick Airport 85 miles

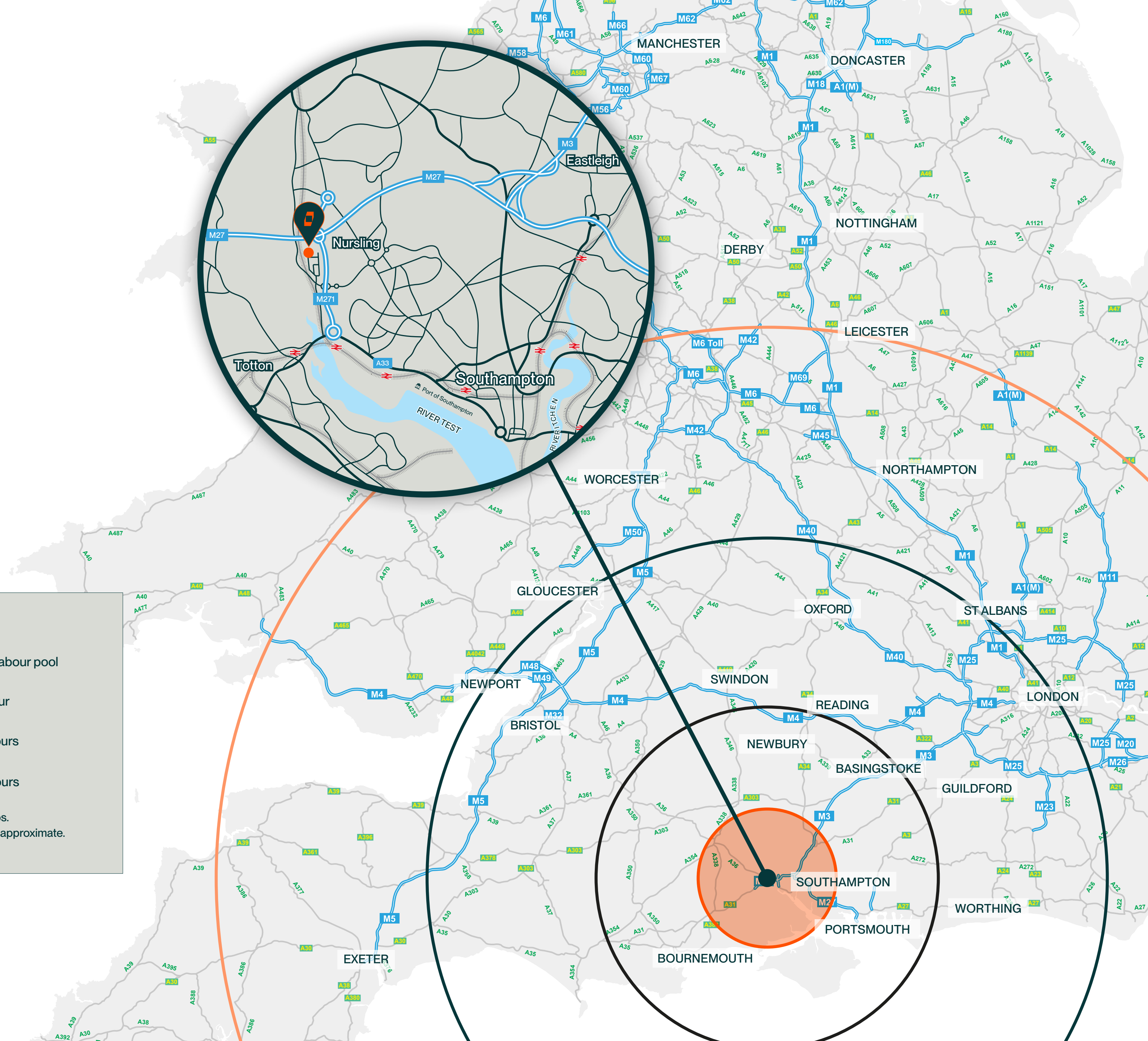
Drive times

- Within 30 labour pool
- Within 1 hour
- Within 2 hours
- Within 3 hours

Source: Google maps.
Travel distances are approximate.
Maps not to scale.



Warehousing that Works.



Schedule of accommodation.

INDURENT 135, NURSLING

WAREHOUSE	120,770 SQ FT (11,220 SQ M)
GF CORE AND RECEPTION	1,747 SQ FT (162 SQ M)
OFFICE FF	6,568 SQ FT (610 SQ M)
OFFICE SF	6,532 SQ FT (607 SQ M)
TOTAL	135,617 SQ FT (12,599 SQ M)
YARD DEPTH	67.5M
CLEAR INTERNAL HEIGHT	15M
LEVEL ACCESS LOADING DOORS	2
DOCK LEVEL LOADING DOORS	10
HGV PARKING SPACES	20
ELECTRIC CAR CHARGING POINTS	12

All floor areas are approximate gross external areas.



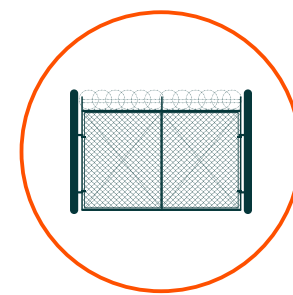
50 kN sq/m
floor loading



Rainwater
harvesting



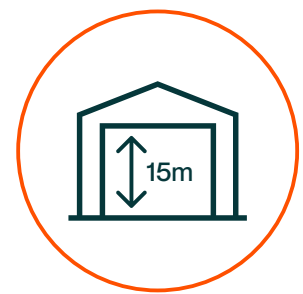
2 level access /
10 dock level
loading doors



Secure
yard



20 HGV
parking spaces



15m clear
height



67.5m max
yard depth



12 EV
charging points



EPC A+
rating

EPC A+
rating



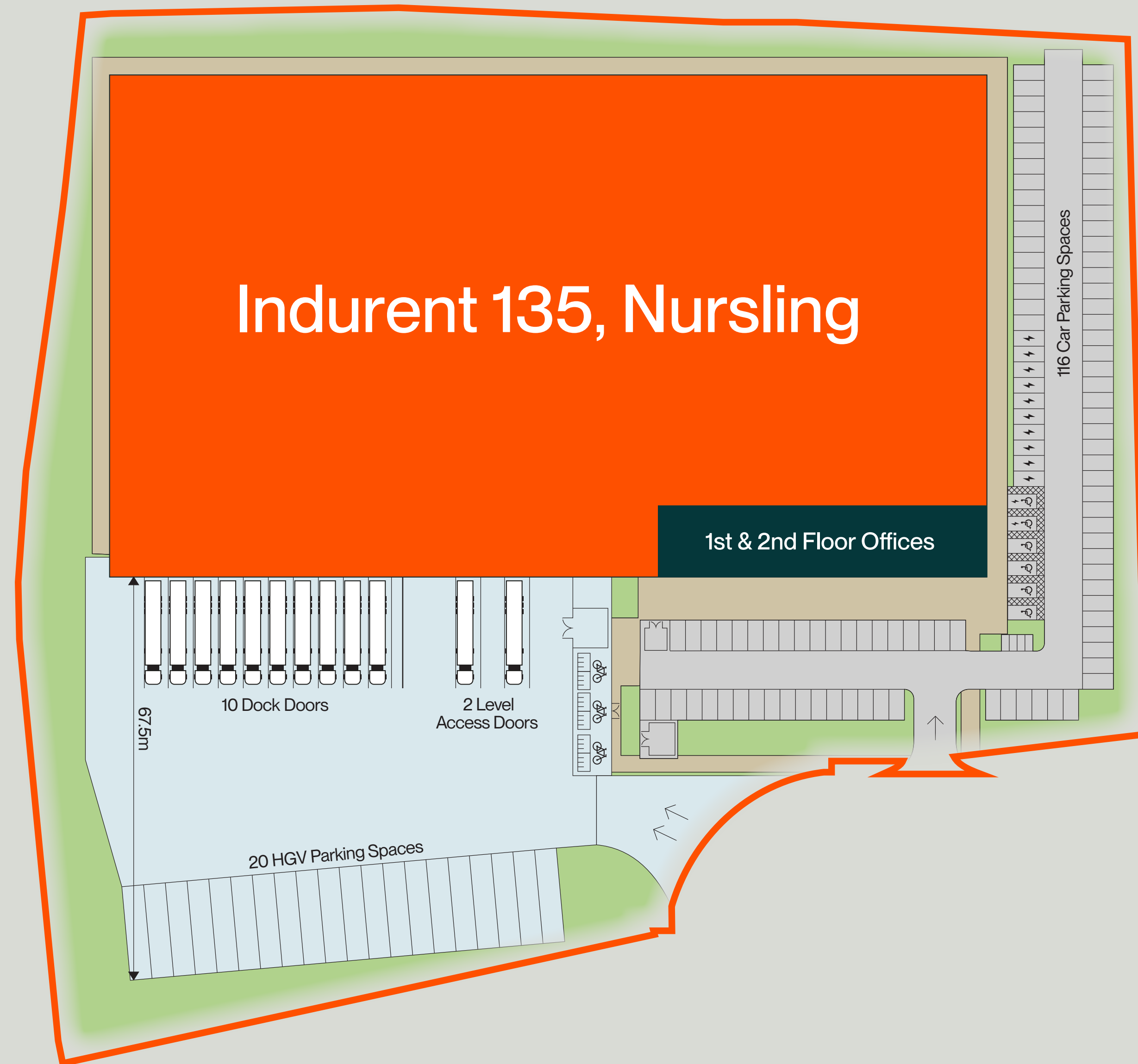
750KVA
power supply




Warehousing that Works.



Indurent 135, Nursling.



Racking plan.



Racking plan is indicative.





EDWARD SIBLEY

Asset Manager

📞 07502 574 092

✉️ edward.sibley@indurent.com



RUPERT MILNE

Director - Head of Logistics South

📞 07471 601 397

✉️ rupert.milne@indurent.com



Misrepresentation Act 1967. Unfair Contract Terms 1977. The Property Misdescription Act 1991. These particulars are issued without any responsibility on the part of the agent and are not to be construed as containing any representation or fact upon which any person is entitled to rely. Neither the agent or any person in their employment has any authority to make or give any representation or warranty whatsoever in relation to the property. Images throughout are for indicative purposes only. ANTI MONEY LAUNDERING The successful lessee will be required to provide the usual information to satisfy the AML requirements when Heads of Terms are agreed. July 2025. TBDW 06928-01.